

## Dati dimensionali Dimensional features

Volume imballo  
Packaging Volume

220 x 80  
x h180 cm  
3,2 m<sup>3</sup>

Peso netto  
Net weight

540 kg

## Caratteristiche elettriche Electrical features

Voltaggio

Voltage

220/380  
volt

Frequenza

Frequency

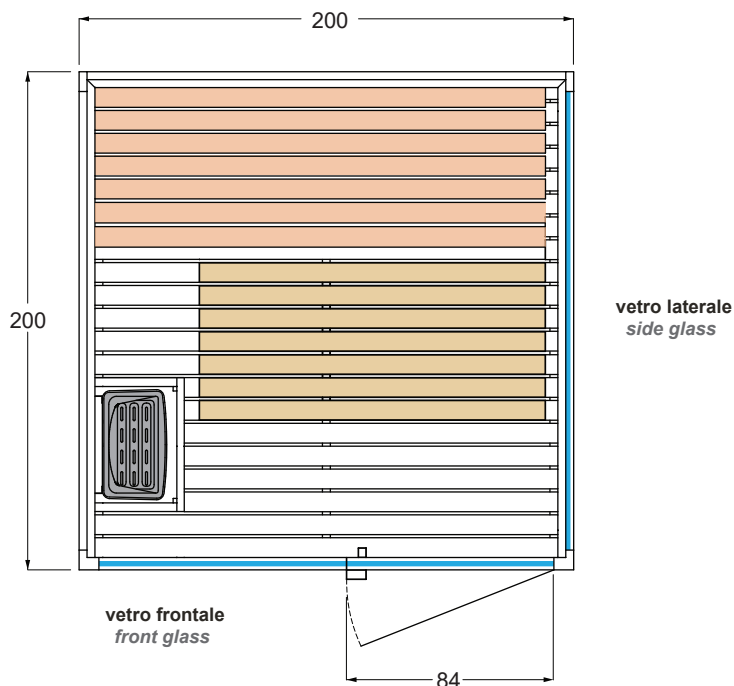
50/60 Hz

Assorbimento  
stufa

Stove absorption

6 Kw

## Disegno tecnico / Technical drawing



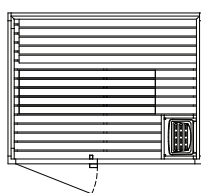
### Versione sinistra.

La versione destra è speculare.

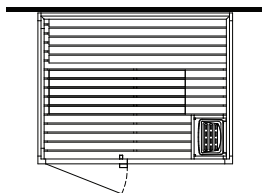
### Left side version.

For the right version,  
reverse the drawing.

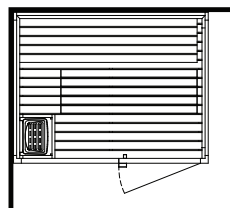
## Installazioni disponibili / Installations allowed



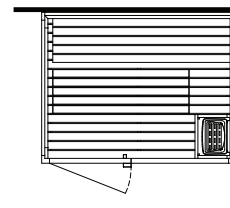
**CENTROSTANZA**



**A PARETE**

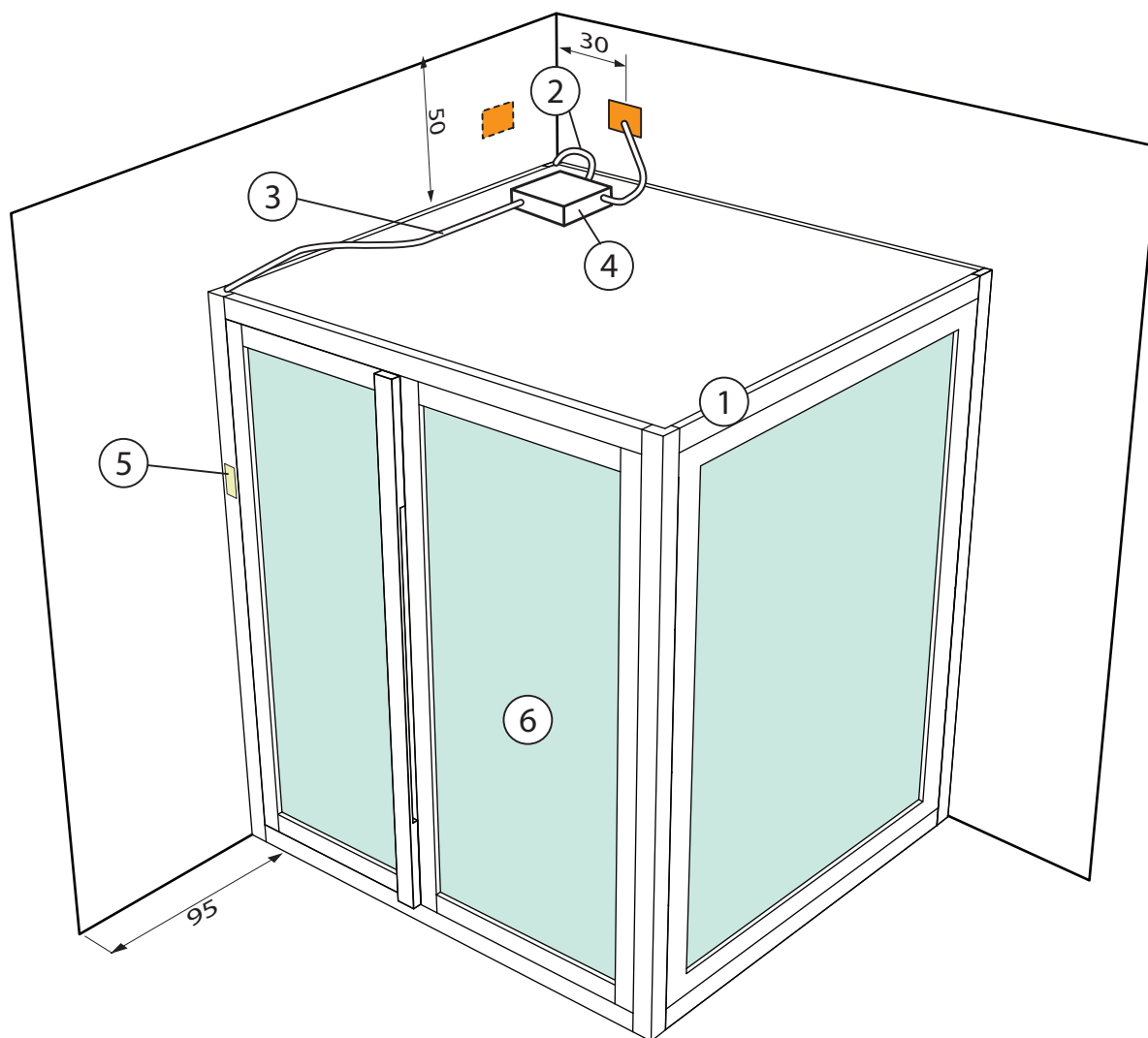


**1 (sx)**



**7 (dx)**

Installazione idraulica - Installazione elettrica / Hydraulic installation - Electrical installation



## ITALIANO

Versione sinistra.

La versione destra è speculare.

Dimensioni di ingombro in centimetri.

- 1 - Cabina Sauna
- 2 - Cablaggio LED strip
- 3 - Cablaggio Pannello Touch
- 4 - Scatola derivazione
- 5 - Pannello Controllo Touch
- 6 - Porta

■ = Aree disponibili per gli allacciamenti.

## ENGLISH

Left side version.

For the right side version, reverse the drawing.

Overall dimension in centimetres.

- 1 - Cabin Sauna
- 2 - Wiring LED strip
- 3 - Touch Panel Wiring
- 4 - Power Box
- 5 - Touch Control Panel
- 6 - Door

■ = Area for positioning of the outlets.

## Dati dimensionali Dimensional features

Volume imballo  
Packaging Volume

220 x 80  
x h180 cm  
3,2 m<sup>3</sup>

Peso netto  
Net weight

540 kg

## Caratteristiche elettriche Electrical features

Voltaggio

Voltage

220/380  
volt

Frequenza

Frequency

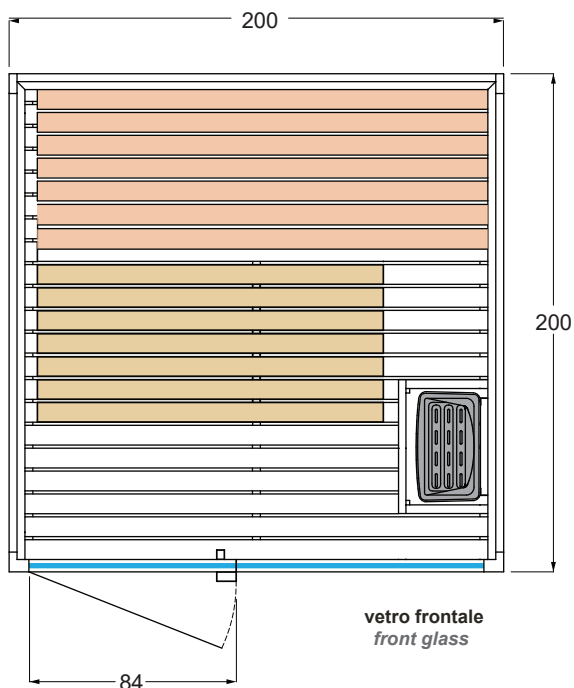
50/60 Hz

Assorbimento  
stufa

Stove absorption

6 Kw

## Disegno tecnico / Technical drawing



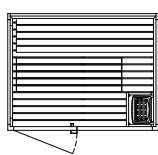
### Versione sinistra.

La versione destra è speculare.

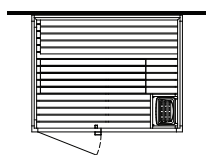
### Left side version.

For the right version,  
reverse the drawing.

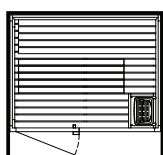
## Installazioni disponibili / Installations allowed



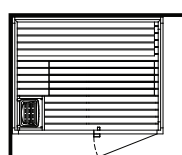
CENTROSTANZA



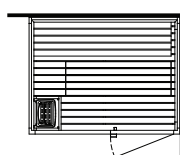
A PARETE



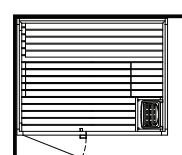
NICCHIA



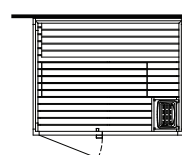
1 (SX)



5 (DX)

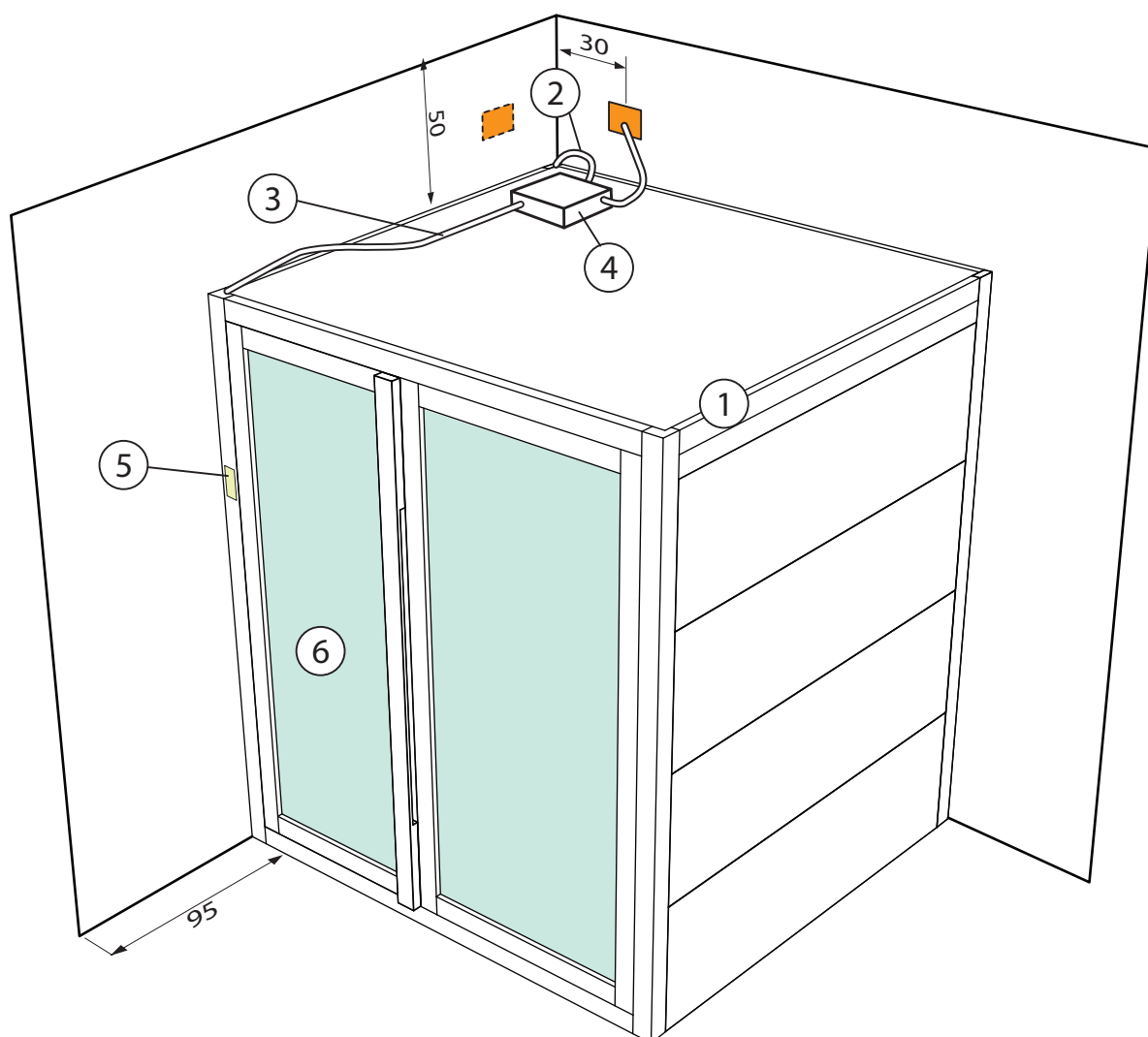


3



7

## Installazione idraulica - Installazione elettrica / Hydraulic installation - Electrical installation



### ITALIANO

Versione sinistra.

La versione destra è speculare.

Dimensioni di ingombro in centimetri.

- 1 - Cabina Sauna
- 2 - Cablaggio LED strip
- 3 - Cablaggio Pannello Touch
- 4 - Scatola derivazione
- 5 - Pannello Controllo Touch
- 6 - Porta

■ = Aree disponibili per gli allacciamenti.

### ENGLISH

Left side version.

For the right side version, reverse the drawing.

Overall dimension in centimetres.

- 1 - Cabin Sauna
- 2 - Wiring LED strip
- 3 - Touch Panel Wiring
- 4 - Power Box
- 5 - Touch Control Panel
- 6 - Door

■ = Area for positioning of the outlets.